



Highlight Features:

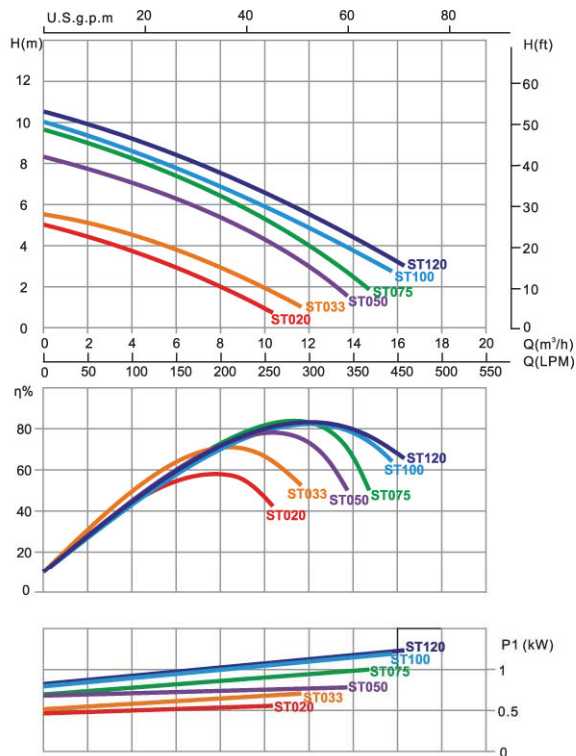
- Asynchronous, Two poles
- Class insulation: 130
- IPX5 Waterproof standard
- Built-in thermal protection
- External heat sink
- Available in 50Hz or 60Hz with 220V/110V
- Special design union compatible for both Imperial and Metric measurement standard
- S.S 316 Shaft
- S.S 316 Mechanical seal



“ST” Series Pump

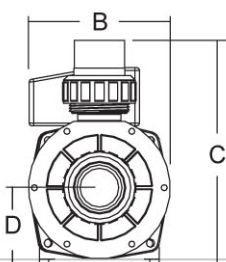
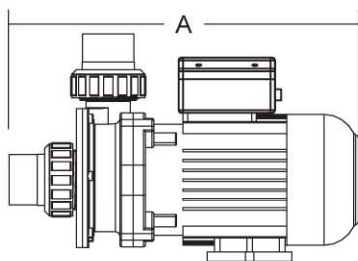
“ST” series pump is designed for domestic spa pool. 1.5 inch suction and discharge port with transparent lid. It operates at a low decibel and energy consumption which requires minimal maintenance.

Technical Information



Remarks: Flow curve information based on 220V/50Hz motor.

Product Information & Dimension



Code 220V/50Hz	Code 110V/60Hz	Model No	Connection Size		Input power	Horsepower
88023001	88023201	ST020	1.5 inch	50mm	0.28kW	0.20hp
88023002	88023202	ST033	1.5 inch	50mm	0.43kW	0.33hp
88023003	88023203	ST050	1.5 inch	50mm	0.55kW	0.50hp
88023004	88023204	ST075	1.5 inch	50mm	0.75kW	0.75hp
88023005	88023205	ST100	1.5 inch	50mm	0.90kW	1.0hp
88023006	88023206	ST120	1.5 inch	50mm	0.97kW	1.2hp

Model No	A mm	B mm	C mm	D mm	Capacitance 220V	Capacitance 110V	Weight(kg)
ST020	330	154	258	85	4μF	20μF	4.50
ST033	330	154	258	85	6μF	24μF	5.10
ST050	375	154	258	85	8μF	30μF	7.30
ST075	375	154	258	85	14μF	40μF	8.20
ST100	375	154	258	85	20μF	60μF	9.10
ST120	375	154	258	85	20μF	60μF	9.30